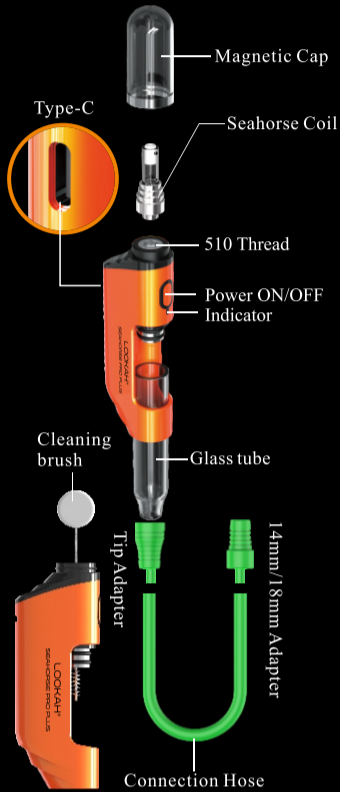


SEAHORSE PRO PLUS

USER MANUAL

Overview



LOOKAH®
ORIGINAL DESIGN ONLY



How To Use

Turn On/Off

1. Press the power button 5 times within 2S to turn it on/off.

Change Voltage

1. Press the power button 2 times within 0.8S to change the voltage

3 Voltage Modes

- Mode 1 (Low): Blue - 3.2V
- Mode 2 (Mid): Purple - 3.6V
- Mode 3 (High): White - 4.1V

Manual Mode for Wax/CBD

1. Turn the device on
2. Press and hold the power button for 3 seconds to heat up and start vaping. (Continue to hold the power button to vape for up to 20S. After 20S, the device will stop heating)

Session Mode for Wax

1. Turn the device on
2. Press the power button 3 times within 1.5S to start the Session Mode.

3. In Session Mode, the device will preheat for 15S (indicator light will flash while preheating). Then the device will keep heating automatically for 30S (indicator light will remain solid).
4. After automatically running for 30S, the device will stop heating and return to the Manual Mode.
5. Press the power button 3 times within 1.5S to restart the Session Mode.
6. While in Session Mode, press the power button 3 times within 1.2S to exit to the Manual Mode.

Alarm Indications

1. Low Battery: Indicator light flashes RED 8 times. Charge the device.
2. Temperature Protection: Indicator light flashes PURPLE 5 times. Leave the device to cool down before trying to use it again.
3. Output Short-Circuit: Indicator light flashes YELLOW 10 times. Reseat or replace the tip.
4. Open-Circuit: Indicator light flashes YELLOW 5 times. Reseat or replace the tip.
5. Output Overload: Indicator light flashes CYAN 12 times. Output resistance <math>< 1\Omega</math>. Replace tip.
6. Manual Mode Overtime: Indicator light flashes 2 times with temperature setting color.

Charging

1. When charging, the indicator light flashes RED.
2. When fully charged, the indicator light will remain CYAN.

Product Feature

Features:

1. Charging voltage 3.20V ~ 4.25V
2. Resistance 0.5Ω ~ 5Ω
3. Low Battery Warning <math>< 3.3(\pm 0.1) V</math>
4. Charging current (battery side) 250mA±(30mA)
5. Charging voltage (input) 4.5V ~ 5.5V

Safety:

1. Maximum continuous using time is 20S in Manual Mode. After 20S the device will power off automatically.
2. Maximum continuous using time is 45S in Session Mode. After 45S the device will power off automatically.
3. Low Voltage Protection: If the voltage is lower than 3.3V when no coil is attached, the device will power off automatically.
4. If voltage is lower than 2.95V when a coil is attached, the device will power off automatically.
5. High Resistance Protection: If the resistance is over 5Ω, the device will power off automatically.

6. Short-Circuit Protection: No output when the load is lower than 0.5Ω.
7. Temperature Protection: If the PCBA temperature is higher than 85°C ($\pm 10^{\circ}\text{C}$) the device will power off automatically.

Notes

1. The device is a high-temperature product, it is normal that the housing becomes moderately heated during use.
2. If the housing gets too hot to touch by hand during use, please turn off to cool down.
3. Continuous use may trigger over-heat protection system to force the device stop working, until the temperature gets down to within safety range.

Kind Reminder

- To get a better understanding and use of the device, please read this manual carefully.
1. This product is not intend for use by persons under smoking legal age, nonsmokers, women who are pregnant or breast feeding, or persons with or at risk of liver or heart disease, high blood pressure, diabetes, or taking medication for depression, and asthma.
 2. Battery built-in the device, please do not expose the device to high temperature or high humidity environment.
 3. Working temperature: 23 °F-104 °F.
 4. Keep the device away from water.
 5. Turn off the device when not in use.

Warranty

30 days from the date of purchase against manufacturer defects. Does not apply improper manual operation. Used consumables are not covered by the warranty




MADE IN CHINA
www.lookah.com
ORIGINAL DESIGN BY LOOKAH



SEAHORSE PRO PLUS TYPE-C


The picture is for display only
Specifications are subject to the physical product.



PLEASE PURCHASE THE FOLLOWING ACCESSORIES SEPARATELY.



USER MANUAL



LOOKAH®
ORIGINAL DESIGN ONLY